

**LUMEN SELECT**™

**ENVIRON AREA LIGHT**



**PRODUCT DETAILS**

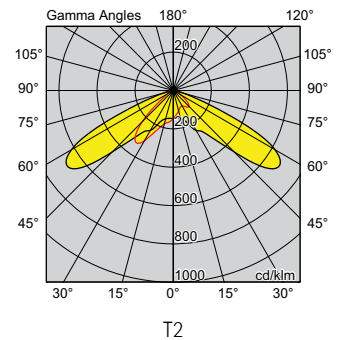
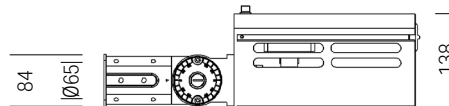
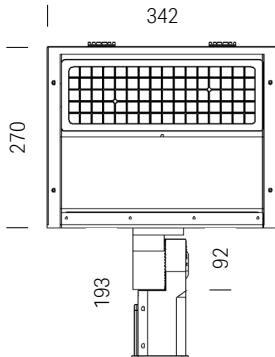
Rated life: L70 B10 54000hrs  
 LED: 5000K, CRI70, 5SDCM  
 Beam angle: T2 (default)  
 Driver: Integral, Non-Dim, Lumen Select  
 Rating: IP65, IK08, Class I  
 Operating temperature: -10°C to +50°C  
 Housing: Die-cast aluminium  
 Finishing: Black, Powder coated  
 Diffuser/Lens: Polycarbonate (PC), Interchangeable lens system  
 Connection: Adjustable spigot allowing vertical and horizontal mount, Spigot size 65mm OD.  
 Accessory (order separately): T1/T3/T4/T5 lenses, Programmer  
 Warranty: 5 year

**MADE TO ORDER OPTIONS** (LEAD TIME AND MOQ MAY APPLY)

D2/D3/D6 lenses

**APPLICATIONS**

Pole/Spigot mounted, External  
 Area lighting, Car parks, Laneways, Pedestrian areas, Parks, Gardens



CODE	DESCRIPTION	POWER <sup>~</sup>	LUMENS*	EFFICACY	WEIGHT
ENV9575-T2	ENVIRON AREA LIGHT LS @ 35W 5000K CRI70 NON-DIM	35W	4835LM	138LM/W	8.5KG
	ENVIRON AREA LIGHT LS @ 55W 5000K CRI70 NON-DIM	59W	8152LM	138LM/W	8.5KG
	ENVIRON AREA LIGHT LS @ 75W 5000K CRI70 NON-DIM	77W	10355LM	134LM/W	8.5KG
	ENVIRON AREA LIGHT LS @ 95W 5000K CRI70 NON-DIM	95W	12356LM	130LM/W	8.5KG
ENV-T1-LENS	ENVIRON AREA LIGHT T1 LENS				
ENV-T3-LENS	ENVIRON AREA LIGHT T3 LENS				
ENV-T4-LENS	ENVIRON AREA LIGHT T4 LENS				
ENV-T5-LENS	ENVIRON AREA LIGHT T5 LENS				
ENV-LUM-PROG	ENVIRON AREA LIGHT PROGRAMMER				

<sup>~</sup>Tested system powers from luminaire. <sup>\*</sup>Delivered lumens from luminaire, including thermal, electrical and optic losses. <sup>^</sup>Figures are interpolated / extrapolated from data at other versions.