

**INSTALLATION / WARRANTY INSTRUCTIONS**

Issue Date: 01 October 2021

**PRODUCT BRAND**

PIERLITE

**PRODUCT NAME**

SLENDER ACADEMY

**PRODUCT CODES**

SLA06349K19D1 / SLA06649K19D2 / SLA12349K19D2 / SLA12649K19D3

**PLEASE READ THESE INSTALLATION INSTRUCTIONS CAREFULLY BEFORE INSTALLING OR MAINTAINING THIS EQUIPMENT. THE PRODUCT IS DESIGNED FOR INSTALLATION AND MAINTENANCE IN ACCORDANCE WITH RELEVANT STANDARDS (AS/NZS 3000) AND LOCAL REGULATIONS (WHERE APPLICABLE), BY AN AUTHORISED AND LICENCED ELECTRICIAN.** THE INSTALLATION INSTRUCTIONS WERE CORRECT AT THE TIME OF PRINT. TO REFLECT CHANGES IN TECHNOLOGY AND STANDARDS; PIERLITE RESERVES THE RIGHT TO AMEND THE INSTRUCTIONS WITHOUT NOTICE. UPDATED GUIDELINES CAN BE FOUND ON THE RELEVANT WEBSITE.

**IMPORTANT** - THE PRODUCT MUST BE MAINTAINED AND OPERATED IN ACCORDANCE WITH THE MANUFACTURER'S INSTRUCTIONS, FAILURE TO DO SO MAY DAMAGE THE PRODUCT AND SERVICES. IT IS STRONGLY RECOMMENDED THAT THIS IMPORTANT NOTE BE COMMUNICATED TO THE OWNER AND OR OPERATOR OF THE INSTALLATION AT THE TIME OF SITE COMMISSIONING. GOOD PRACTICE DOES NOT RECOMMEND THE 24/7 USE OF PRODUCTS WITHOUT THE APPLICATION OF SUITABLE SWITCH CYCLE INTERVALS. FURTHERMORE, WITH THE OMISSION OF NOMINATED SURVIVAL CURVES AND OR RECOMMENDED OPERATING HOURS, PRODUCT DESIGN EXPECTATIONS PROVIDE FOR A CONTINUAL DAILY USAGE OF 6 HOURS FOR RESIDENTIAL APPLICATIONS AND A CONTINUAL DAILY USAGE OF 12 HOURS FOR COMMERCIAL AND INDUSTRIAL APPLICATIONS. ALL PRODUCTS MUST BE THOROUGHLY CLEANED ON A REGULAR BASIS AT INTERVALS THAT REFLECT IN THE INSTALLATION ENVIRONMENT, ENSURING THE OPTICAL PERFORMANCE, TOGETHER WITH THE ELECTRICAL, MECHANICAL AND STRUCTURAL INTEGRITY AS DESIGNED, IS MAINTAINED THROUGHOUT THE SERVICE LIFE OF THE PRODUCT.


**1. PRODUCT SPECIFICATION:**

Product brand	- Pierlite
Type of Protection	- Class II / Class III
IP Rating - for interior products, the IP rating nominated is "from below the ceiling" unless specifically nominated.	- IP40

**Luminaire Specification:**

	SLA06349K19D1	SLA06649K19D2	SLA12349K19D2	SLA12649K19D3
Type of Protection	Panel with driver: Class II Panel without driver: Class III			
Body Material	Steel plate with Aluminum			
Finish	White powder coated			
System Voltage	220-240Vac			
CCT	4000K			
System Power	11-21W	22-42W	22-43W	43-60W
Leakage Current	≤0.70mA	≤0.70mA	≤0.70mA	≤0.70mA
Input Voltage	36VDC			
Input Current	250-500mA	550-1050mA	550-1050mA	1100-1500mA
Net Weight of Luminaire	1.3kg	2.2kg	2.2kg	4.6kg

Important – when installing electronic or HID lighting equipment, the installer must consider the in-rush start current (if any) as documented on the control gear identification label when selecting appropriate circuit controls or protective devices.

Power factor	- >0.90
Nominal Freq. (Hz)	- 50/60Hz
Rated Maximum Ambient Temperature	- 40°C
Suitable for direct mounting on flammable surfaces	- NO
Dimmable (if relevant refer brand web for approved list)	- Yes
IK Rating	- NA
Installation type:	- Panel-Do Not Cover, Driver-Do Not Cover
Installation orientation	- Horizontal face down - Recessed, Surface mounted, Suspended. (Optional suspension kit is designed for applications where it's not possible to recess or surface mount the panel)
Designed application	- Interior Commercial and Education
Rated average design life	- 54,000 hours (to L70)



The dip switch located on the driver allows the change of current and power output. Factory settings could be altered accordingly by adjusting the DIP switches on the driver. Please refer to driver setting label on the driver or the performance table below.

Luminaire Performance:

CODE	CCT	SYSTEM POWER	EXIT LUMEN	LINE CURRENT	INRUSH CURRENT	DRIVER SETTING					
						CURRENT	1	2	3	4	5
SLA06349K19D1	4000K	11	1200	0.06A	12.83A(1.23us)	250mA	ON	OFF	ON	OFF	
		13	1300	0.07A	12.75A(1.23us)	300mA	ON	OFF	OFF	OFF	
		15	1500	0.07A	12.76A(1.23us)	350mA	OFF	ON	ON	OFF	
		17	1700	0.08A	12.72A(1.3us)	400mA (Default)	OFF	ON	OFF	OFF	
		19	1800	0.09A	12.84A(1.23us)	450mA	OFF	OFF	ON	OFF	
		21	2000	0.10A	12.76A(1.23us)	500mA	OFF	OFF	OFF	OFF	
SLA06649K19D2	4000K	22	2500	0.10A	13.4A(0.0478ms)	550mA	ON	OFF	ON	OFF	OFF
		24	2700	0.11A	13.24A(0.0478ms)	600mA	ON	OFF	OFF	ON	OFF
		26	2900	0.12A	13.62A(0.0478ms)	650mA	ON	OFF	OFF	OFF	OFF
		28	3100	0.13A	13.66A(0.0478ms)	700mA	OFF	ON	ON	ON	OFF
		30	3300	0.14A	13.70A(0.0478ms)	750mA	OFF	ON	ON	OFF	OFF
		31	3400	0.14A	12.69A(0.0503ms)	800mA	OFF	ON	OFF	ON	OFF
		33	3600	0.15A	13.68A(0.0478ms)	850mA	OFF	ON	OFF	OFF	OFF
		35	3800	0.16A	13.64A(0.0478ms)	900mA	OFF	OFF	ON	ON	OFF
		37	3900	0.17A	13.19A(0.0493ms)	950mA	OFF	OFF	ON	OFF	OFF
		39	4100	0.18A	13.48A(0.0478ms)	1000mA (Default)	OFF	OFF	OFF	ON	OFF
		42	4300	0.19A	13.48A(0.0478ms)	1050mA	OFF	OFF	OFF	OFF	OFF
SLA12349K19D2	4000K	22	2500	0.11A	13.72A(0.0478ms)	550mA	ON	OFF	ON	OFF	OFF
		24	2700	0.11A	12.12A(0.0648ms)	600mA	ON	OFF	OFF	ON	OFF
		26	2900	0.12A	13.40A(47.49us)	650mA	ON	OFF	OFF	OFF	OFF
		28	3100	0.13A	13.38A(47.65us)	700mA	OFF	ON	ON	ON	OFF
		30	3300	0.14A	13.60A(47.65us)	750mA	OFF	ON	ON	OFF	OFF
		32	3400	0.15A	13.66A(47.65us)	800mA	OFF	ON	OFF	ON	OFF
		34	3600	0.16A	13.43A(47.65us)	850mA	OFF	ON	OFF	OFF	OFF
		36	3800	0.17A	13.56A(47.65us)	900mA	OFF	OFF	ON	ON	OFF
		38	3900	0.17A	13.56A(47.65us)	950mA	OFF	OFF	ON	OFF	OFF
		40	4100	0.18A	13.72A(47.40us)	1000mA (Default)	OFF	OFF	OFF	ON	OFF
		43	4300	0.19A	13.72A(47.40us)	1050mA	OFF	OFF	OFF	OFF	OFF
SLA12649K19D3	4000K	43	5200	0.20A	15.06A(45.40us)	1100mA	ON	OFF	OFF	OFF	OFF
		45	5400	0.21A	14.91A(45.40us)	1150mA	OFF	ON	ON	ON	OFF
		47	5600	0.22A	14.83A(45.40us)	1200mA	OFF	ON	ON	OFF	OFF
		49	5800	0.23A	15.12A(45.40us)	1250mA	OFF	ON	OFF	ON	OFF
		51	6000	0.24A	15.06A(45.40us)	1300mA (Default)	OFF	ON	OFF	OFF	OFF
		54	6200	0.24A	14.94A(45.40us)	1350mA	OFF	OFF	ON	ON	OFF
		56	6400	0.25A	15.08A(44.65us)	1400mA	OFF	OFF	ON	OFF	OFF
		58	6600	0.28A	15.00A(44.65us)	1450mA	OFF	OFF	OFF	ON	OFF
60	6800	0.26A	14.81A(44.65us)	1500mA	OFF	OFF	OFF	OFF	OFF		

**2. APPROVALS:** The RCM marking of this product applies to AS/NZS CISPR15 (EMC) "Limits and methods of measurement of radio disturbance characteristics of electrical lighting and similar equipment". This product is designed to conform to AS/NZS 60598 "Luminaires, general requirements and tests".



**3. STORAGE:** Prior to installation products are to be stored in cool and dry conditions.

**4. APPLICATION:** The installation application and orientation of the product is designed in accordance with the nominated product IP rating, class designation and these installation instructions. Installation environments and operating conditions beyond these instructions are not recommended.

**5. INSTALLATION / GENERAL:** Installation of the product is to be completed by an authorized and licensed electrician, in accordance with these instructions, relevant standards and local regulations (where applicable). Termination of product wiring, together with the installation of the product must be in a manner and orientation that maintains the integrity of the designated IP rating of the product for electronic control equipment (when supplied) DO NOT MEGGER between A and N.

**6. INSTALLATION / SPECIAL CONDITIONS** (relevant only for products approved for such an installation):

**(a) products installed in high wind environments** must have suitable installation / fastening methods applied to ensure the product's mounting points are not damaged through, corrosion, constant vibration and or movement. Exterior products are designed with precise vertical aiming limits, which should not be exceeded. Any vertical floodlight aiming requirements should be specifically validated in writing with the relevant brand before consideration.

**(b) products installed in corrosive or salt laden environments** require special consideration and such; specific product selection, inclusive of suitable fastening methods and extensive ongoing maintenance of products installed in these environments require professional advice. It is essential that all aspects of the product selection, material specification and maintenance are specifically designed for such use and a cleaning program be adopted that maintains the design integrity of the product.

**(c) interior highbay products** must be vertically suspended. The method of suspension (chain etc) must be able to support at least 5 times the total weight of the fitting. Do not install where air movement will cause the fitting to swing about, causing wear and tear of attachment points. Luminaires should be installed where access for maintenance is practical and allows for maintenance to be completed in accordance with the manufacturer's recommendations.

**(d) interior (downlight) products** must be installed to ensure the lamp unit or the driver (if supplied) are not covered with any combustible materials or insulation; minimum spacings nominated for these materials are mandatory. Unless otherwise specified, minimum clearances are in accordance with AS/NZS 3000 requirements. The product is not designed for installation environments which restrict conventional airflow movements eg: enclosed boxes or concrete profiles. For dimming purposes please see the relevant product brand web site for the dimming compatibility chart. When mounting multiple fixtures to conductive structures, it is recommended that the structure is earthed. The mounting facilities provided for the transformer/driver (if any), need only be utilized if in the application of the product is required by AS/NZS 3000. IP ratings stated (if any) are from below the ceiling unless stated otherwise and the installation of the product must be in a manner that maintains the integrity of the relevant IP rating.

**7. MAINTENANCE:**

**(a)** The supply must be isolated before opening or accessing the luminaire. Product maintenance is IMPORTANT and is critical to the products designed performance. The product is to be maintained in accordance with the manufacturer's instructions. For the latest product maintenance guides please go to relevant brand web site. Pierlite is not responsible for any product not maintained in accordance with the recommended procedure or intervals.

**(b) lamps (where provided):** The product is designed with the supplied LEDs/LAMP and it is strongly recommended that any LEDs/LAMP changes (if any) be made in accordance with the type, colour and brand supplied. For recommended LEDs/LAMP maintenance or operating guides (inclusive of recommended product switch cycles and mandatory run-in procedures for HID and Fluorescent lamps when used with dimming circuits), Pierlite recommends the application of the lamp manufacturer's operating guidelines, which can be found on manufacturer's website. Pierlite is not responsible for the product performance of alternative LEDs/LAMP used. As a member of FluroCycle, we encourage recycling of lamps and components.

**(c) battery (where provided):** The battery is designed with a rated average battery design life of 25,000 hours in standby mode. Battery warranty information can be found on the relevant website; conditional of the product being maintained and operated in accordance with the manufacturer's guidelines and tested in accordance with AS/NZS 2293. For guidelines see product installation instructions or visit the relevant website.

**(d) for products supplied with glass visors or covers,** do not operate the product with a damaged visor or cover; it is recommended the product be turned off, area surrounding the product vacated and the damaged glass replaced by a professional installer immediately.

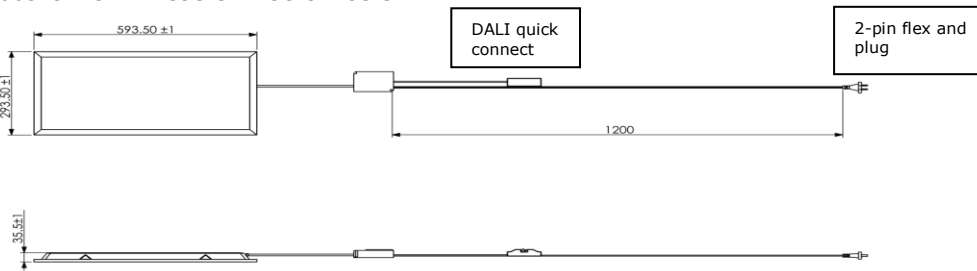
**8. WARRANTY INSTRUCTIONS:** For the purpose of warranty claims (if any) the following instructions apply:

**Warranty components** – THE PRODUCT, (identified as the THE PRODUCT only). **Warranty period** – Warranty period can be found on the relevant website. The above components are provided with a warranty against manufacturing defects or failure to perform to specifications for products installed by an authorised installer in accordance with the manufacturer's installation instructions and which have not been subject to incorrect operation or maintenance, unauthorised modification or damage arising from any intervening cause. **Warranty reference** – The warranty reference date commences from the date of purchase. **Warranty point of contact** – Pierlite Australia Phone: 1300 799 300 www.pierlite.com.au; Pierlite New Zealand Phone: 0508 743 754 www.pierlite.co.nz **Warranty claim procedure** – For the purpose of making a claim the customer must: 1. Contact the "point of contact" above and upon provision of proof of purchase the customer will receive a goods return advice (GRA) number. 2. At the customer's expense, collect and return the goods to the "point of contact" with the issued GRA number. 3. Upon receipt of the goods, Pierlite will review the claim and if found to be accepted, Pierlite will return a replacement product to the customer to install at the customer's expense. Alternatively, if the claim is rejected, the customer may request the return of the goods at their expense.

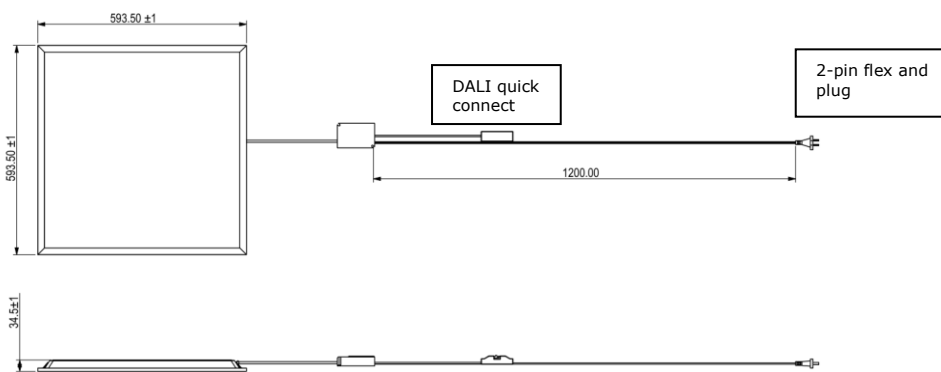
**Consumer Contracts** – The benefits to the customer given by the Pierlite warranty are in addition to other rights and remedies of the customer if the goods are the subject of a Consumer Contract under the Consumer Law. In that event the following statement is required to be brought to the Consumer’s attention: – *Our goods come with guarantees that cannot be excluded under the Consumer Law. You are entitled to a replacement or refund for a major failure and for compensation for any other reasonably foreseeable loss or damage. You are also entitled to have the goods repaired or replaced if the goods fail to be of acceptable quality and the failure does not amount to a major failure.* **Limitation of Liability** – if the goods are not purchased by the customer under a Consumer Contract within the Consumer Law then but not otherwise; – (a) the Company is not liable in tort for any loss or damage suffered by the customer or by any third party; and (b) in no circumstances is Pierlite liable to the customer or to any third party for any loss of profits, loss of anticipated savings, economic loss or interruption of business or for any indirect or consequential loss (Consequential Loss). **Terms of Sale** – these Warranty provisions are in substitution for any inconsistent provisions in the Pierlite Terms and Conditions of Sale in so far as they apply to the Warranty components.

**9. DRAWINGS**

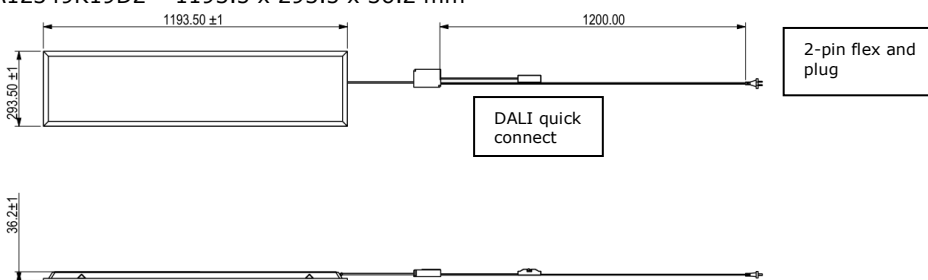
SLA06349K19D1 – 593.5 x 293.5 x 35.5 mm



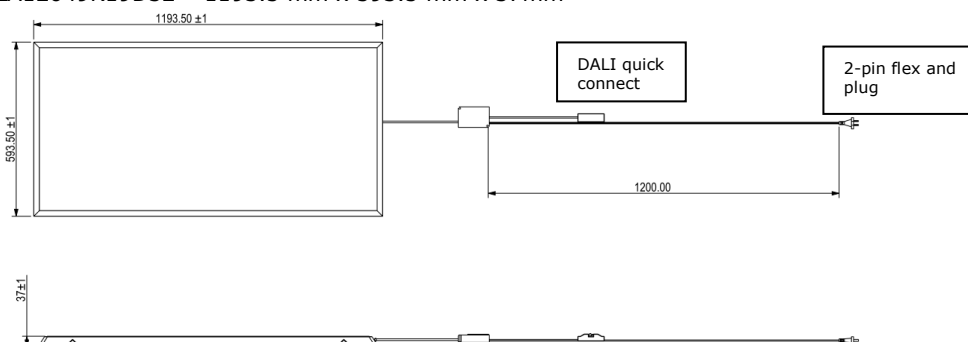
SLA06649K19D2 – 593.5 x 593.5 x 34.5 mm



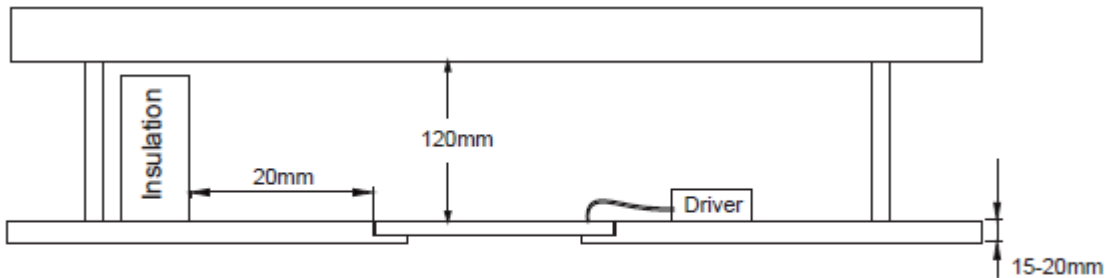
SLA12349K19D2 – 1193.5 x 293.5 x 36.2 mm



SLA12649K19D32 – 1193.5 mm x 593.5 mm x 37mm



## 10. INSTALLATION INSTRUCTIONS



Note: Distance between driver and building element 0mm.

## 11. Plaster Recessed Frames (Sold separately)

Product Code	Description
FRM/PM18W	PLASTER MASTER RECESSED FRAME 600X300 WHITE
FRM/PM18WIDE	PLASTER MASTER RECESSED FRAME 600X600 WHITE
FRM/PM36W	PLASTER MASTER RECESSED FRAME 1200X300 WHITE
FRM/PM36WIDE	PLASTER MASTER RECESSED FRAME 1200X600 WHITE

## 12. SURFACE MOUNT FRAME (Sold separately)

Version: Australia

Product Code	Description
UDFRM/6-3	UNIVERSAL DEEP FRAME 600X300X70
UDFRM/6-6	UNIVERSAL DEEP FRAME 600X600X70
UDFRM/12-3	UNIVERSAL DEEP FRAME 1200X300X70
UDFRM/12-6	UNIVERSAL DEEP FRAME 1200X600X70

Version: New Zealand

Product Code	Description
SMFRM063	SURFACE MOUNTED FRAME UNIVERSAL 600X300
SMFRM066	SURFACE MOUNTED FRAME UNIVERSAL 600X600
SMFRM123	SURFACE MOUNTED FRAME UNIVERSAL 1200X300
SMFRM126	SURFACE MOUNTED FRAME UNIVERSAL 1200X600

## 13. SUSPENSION KIT (Sold separately)

Product Code	Description
WIRESUSP/SLA	SLENDER ACADEMY WIRE SUSPENSION KIT – INCLUDES 2 SETS FOR 1 PANEL